
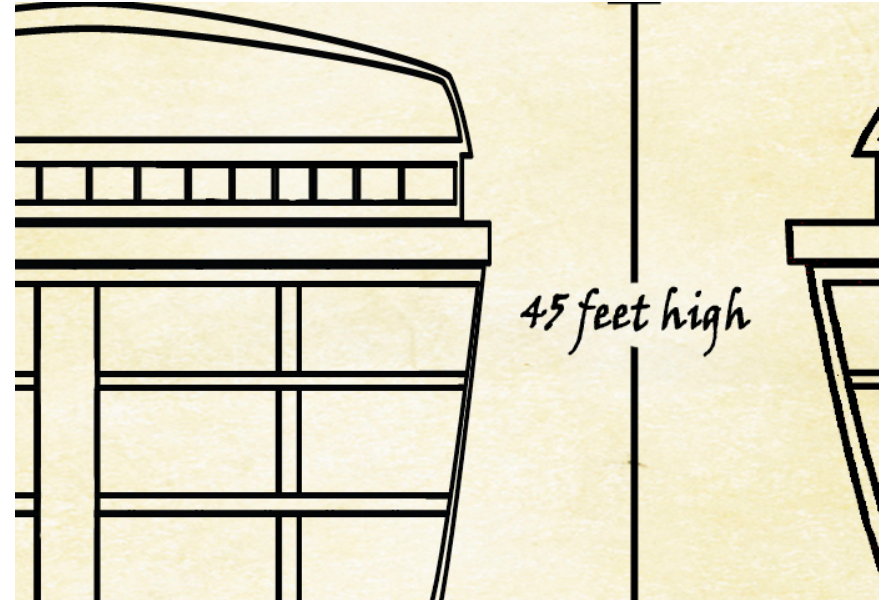


OLD TESTAMENT

BIBLE LIBRARY

NEW TESTAMENT






# BIBLE STORY SAFARI PICTURES

## LESSON 8



- SOME HAVE TEETH AND SOME DO NOT
- ONE SPECIES IS THE LARGEST ANIMAL ON EARTH
- SOME CAN STAY UNDERWATER FOR ABOUT AN HOUR



- TEETH ARE NORMALLY REPLACED EVERY 8 DAYS
- BABIES ARE CALLED PUPS
- MANY DIFFERENT SIZES FROM 50 FT LONG TO 6 IN LONG



- IS BORN TAIL FIRST
- CAN JUMP 20 FT OUT OF THE WATER
- A GROUP IS CALLED A POD
- CAN LET ONE HALF OF THEIR BRAIN SLEEP



# BIBLE STORY SAFARI

SMALL GROUP ACTIVITY

## LESSON EIGHT

GOD PROVIDES A PLAN FOR OUR FUTURE!

### PURPOSE:

This activity will help your children review the Bible Story.

### DESCRIPTION:

The children will put pictures from the Bible Story in order in a safari photo book. They will take the photo book home to help them remember the Bible Story and to help them tell others what they have learned.

### MATERIALS NEEDED:

For this activity you will need this help sheet. For each child you will need a Bible, the "Bible Safari Pictures Lesson 8" from the Lesson Materials CD Rom, a hole punch and string or brads to attach the pages.

### TO INTRODUCE THE ACTIVITY SAY:

1. I have all these pictures from our Bible Story.
2. But the pictures aren't in the right order.
3. Help me remember what happened and get the pictures in the right order.
4. Then you can put together your photo book and take it home with you.

**For detailed instructions on how to do the activity see the DVD.**

### DURING THE ACTIVITY SAY THE FOLLOWING:

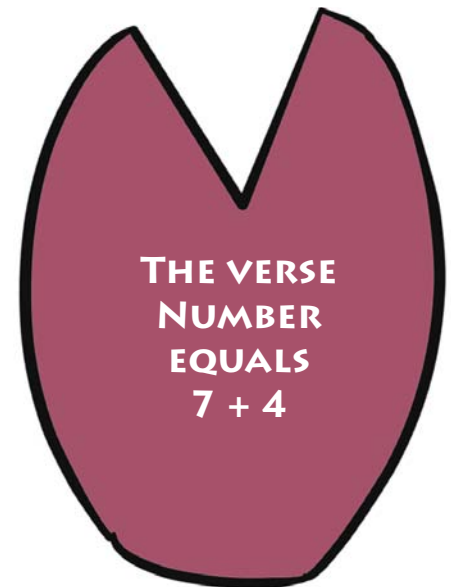
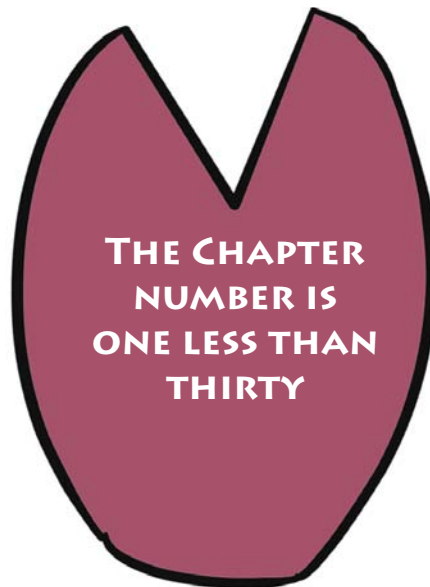
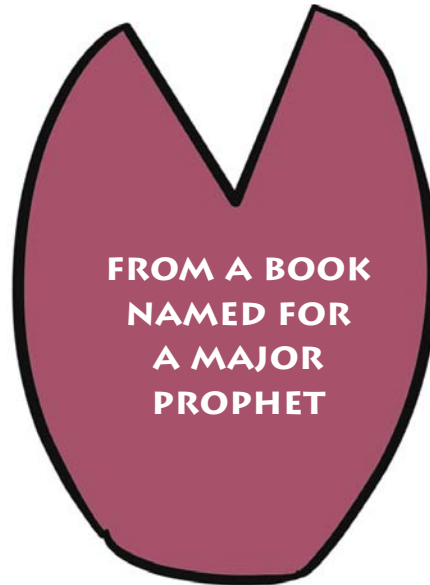
1. What's happening in this picture?
2. When did that happen in the Bible Story? At the beginning, the middle, or the end?
3. Good job! We remembered what happened.

*Note: An additional option for this activity would be to act out the Bible Story using the photos as a guide.*

### AFTER THE ACTIVITY SAY:

1. Who thinks they know what is going to happen tomorrow? What about the next day? The next week? (No.)
2. If we can't even tell what is going to happen in a few days, then the best thing we can do is trust in God's plan for our future.
3. When God tells us to do something, we can know that it is the absolute best thing that we can do.

**SUMMARY:** When God tells us to do something, we can know that it is the absolute best thing that we can do. That is because God has a plan for our lives and He has our best in mind.





# FOLLOW THE TRACKS

SMALL GROUP ACTIVITY

## LESSON EIGHT

GOD PROVIDES A PLAN FOR OUR FUTURE!

### PURPOSE:

This activity will teach the kids how to find verses in the Bible and to apply today's Bible Verse to their lives.

### DESCRIPTION:

The children will "follow the tracks" to find the Bible Verse and read it out of the Bible.

### MATERIALS NEEDED:

For this activity you will need this help sheet, and the "Bible Tracks Lesson 8" from the Lesson Materials CD Rom. For each child you will need a Bible.

*Note: To add to the activity you could have each Small Group leader place their "Tracks" in the room so that the kids can follow them to where they will have small group.*

### TO INTRODUCE THE ACTIVITY SAY:

1. We are going to follow these animal tracks to find today's Bible Verse.
2. Each track will lead us closer and closer to the verse.

**For detailed instructions on how to do the activity see the DVD.**

*Note: Make sure each child has a Bible. As you go through the clues, talk to the children about how the Bible is made up of different types of books (history, poetry, prophecy, gospels, letters) and each book is organized into chapters and verses.*

### DURING THE ACTIVITY SAY THE FOLLOWING:

1. Let's look at the clues in order and track down our verse in your Bible. If you need help, I will help you.
2. Clue 1 says our verse is found in the first half of the Bible called the Old Testament.
3. Clue 2 says that our verse is from a book named for

a major prophet. That eliminates the minor prophets, and Psalms and Proverbs.

4. Clue 3 says that our verse comes from a book written by a prophet known as the weeping prophet. He was sad because people had stopped listening to God and following His Word.
5. Clue 4 says that our verse comes from a book that starts with the letter "J."
6. Clue 5 says that our chapter is one less than 30.
7. Clue 6 says that our verse number is 7+4.

*Note: Have a child read the verse out loud from the Bible, or read the verse out loud yourself. Jeremiah 29:11 "For I know the plans I have for you," says the Lord. "They are plans for good and not for disaster, to give you a future and a hope." (NLT)*

### AFTER THE ACTIVITY SAY:

1. Our verse tells us that God has an awesome plan for our lives.
2. Instead of worrying about what will happen to us, we can trust God and obey Him knowing that His plan is the best plan for us.

**SUMMARY:** When we trust in God's plan for our lives, we can know that we have a great future in store for us.



## I LOVE IT WHEN A PLAN COMES TOGETHER

SMALL GROUP ACTIVITY

### LESSON EIGHT

GOD PROVIDES A PLAN FOR  
OUR FUTURE!

#### **PURPOSE:**

This activity will show the kids that we have to follow God's plan one step at a time.

#### **DESCRIPTION:**

The children will follow a plan to make a present. They will not know until the end of the plan that the present is for them.

#### **MATERIALS NEEDED:**

For this activity you will need this help sheet, a taped up box full of prizes for the kids, a stapler, a pair of scissors. For each child you will need a prize, a paper bag big enough to hold the prize, writing/drawing materials, and any additional decorating materials you want to use.

*Note: Put the prizes for each group in a box and tape it up before the kids arrive. Put the scissors somewhere in the room that you can send the kids to get them.*

#### **TO INTRODUCE THE ACTIVITY SAY:**

1. I've got a plan that's really cool but I can only tell you one step at a time.
2. I want you to follow each step of my plan and I promise that it will be good for you in the end.

**For detailed instructions on how  
to do the activity see the DVD.**

#### **DURING THE ACTIVITY SAY THE FOLLOWING:**

1. First, I want everyone to get one of these bags.
2. I want you to decorate these bags and make them cool looking.
3. These bags are going to go to a kid just like you, so draw things that you think they would like.

*Note: Encourage the kids to make the bag look cool for the kid who will get it. When they are done decorating their bag, continue.*

4. Now I need you to help me get a box. It has some cool prizes in it, so it might be heavy.

*Note: Even if the box isn't heavy, get all the kids to carry it together and bring it to your group.*

5. Now we need scissors to open the box. I need someone to get the scissors for me.

*Note: Tell the kid where to go to get the scissors. Then use the scissors to open the box.*

6. Now each of you take a prize and put it in the bag that you decorated.
7. Now we are going to staple the bag shut.

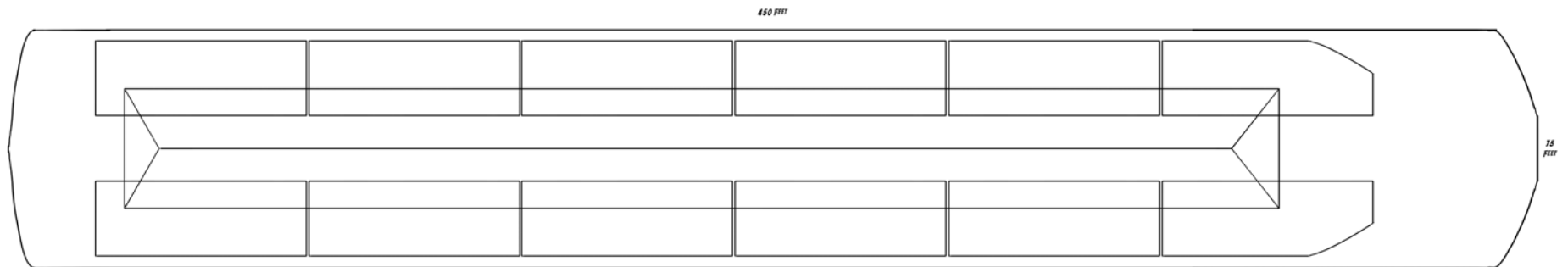
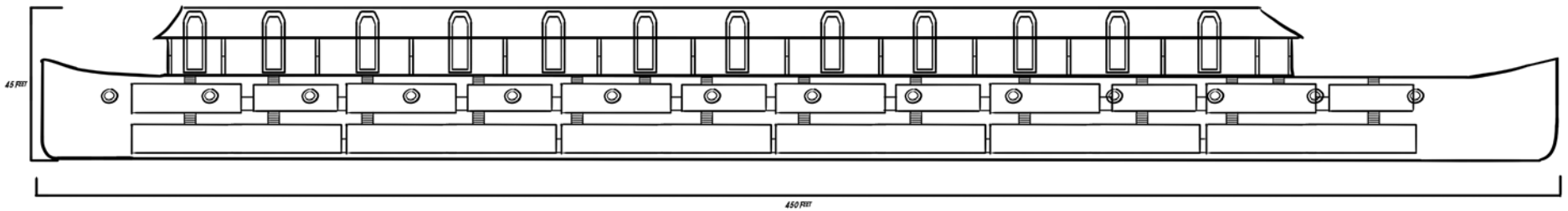
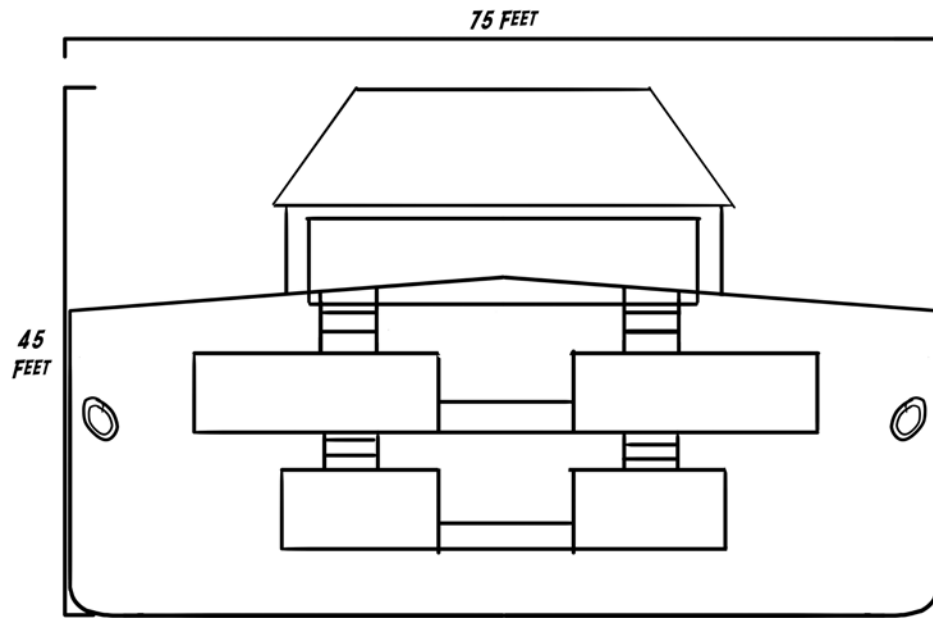
*Note: Help the kids staple their bags shut.*

#### **AFTER THE ACTIVITY SAY:**

1. Now we're at the final step of the plan.
2. The final step is for you to write your name on the bag.
3. You get to take this bag home because the gift inside is for you.
4. I had a plan to give this gift to you, but you had follow each step in the plan to get the prize.
5. What would have happened if you didn't obey and follow the plan? (*We wouldn't get the prize.*)
6. Just like you didn't know why I was asking you to decorate the bag or help with the prize to go inside, sometimes we don't know why God asks us to do things.
7. But just like I had a plan to give you a gift, God has plans for us that are better than we could imagine.

**SUMMARY:** God has an awesome plan for our lives but we need to be obedient to that plan. We have to follow God's plan one step at a time.

# NOAH'S ARK BLUEPRINT





# NOAH'S ARK

SMALL GROUP ACTIVITY

## LESSON EIGHT

GOD PROVIDES A PLAN FOR OUR FUTURE!

### PURPOSE:

This activity will help your kids see that God has a detailed plan for our lives and we need to be obedient to His plan.

### DESCRIPTION:

The children will see examples of the detailed plan that God gave to Noah for the Ark. They will learn that God has a detailed plan for their lives as well.

### MATERIALS NEEDED:

For this activity you will need this help sheet, three paper or cardboard scale models of one of the decks of the Ark, (1/100th size model would be 4'6" long and 9" wide), a yardstick or meter stick. For each child you will need the "Noah's Ark Blueprint Lesson 8" from the Lesson Materials CD Rom, and writing/drawing materials.

### TO INTRODUCE THE ACTIVITY SAY:

1. Whenever we are worried about our life we need to remember that God cares about us and He has a plan for us.
2. I want everyone to take one of these plans.
3. We imagined what the plans for the Ark might have looked like if Noah had drawn them out.

**For detailed instructions on how to do the activity see the DVD.**

### DURING THE ACTIVITY SAY THE FOLLOWING:

1. Look on the diagram and see if you can tell me how tall the windows are around the top. (18 inches, 45.72 centimeters.)
2. We can see how big the window was on this yardstick.

*Note: Show the kids 18 inches on the yardstick.*

3. How tall was the Ark? (45 feet.)
4. How wide was the Ark? (75 feet.)
5. How long was the Ark? (450 feet.)
6. The Ark had three decks on it. I have a scale model of the three decks of the Ark.
7. Draw the animals in their cells and see if you can plan out the inside of the Ark.

*Note: Explain to the kids the scale that you have made the Ark, and help them plan out the inside, and draw animals in the cells of the Ark.*

### AFTER THE ACTIVITY SAY:

1. God had a detailed plan for Noah to follow. If Noah hadn't followed God's plan, he wouldn't have had the future that God wanted for him.
2. Just like God had a plan for Noah's life, God has a plan for us as well, and God wants us to follow that plan.

**SUMMARY:** Just like Noah had to be obedient to every part of God's plan, we also need to be obedient to God's plan.



**STICK TO  
THE PLAN CALENDAR  
ONE WEEK**

**MONDAY**

**TUESDAY**

**WEDNESDAY**

**THURSDAY**

**FRIDAY**

**SATURDAY**



**STICK TO  
THE PLAN  
CALENDAR  
ONE DAY**

7:00 AM

11:00 AM

4:00 PM

8:00 AM

12:00 PM

5:00 PM

9:00 AM

1:00 PM

6:00 PM

10:00 AM

2:00 PM

7:00 PM

3:00 PM

8:00 PM



## ZOOPLOSION

# STICK TO THE PLAN

SMALL GROUP ACTIVITY

## LESSON EIGHT

GOD PROVIDES A PLAN FOR OUR FUTURE!

### PURPOSE:

This activity will show the kids that God makes plans for their lives and they can seek His plan by praying, reading their Bible, and coming to church.

### DESCRIPTION:

The children will make a calendar that shows plans that they have for the day or for the week. Then they will put prayer time, time to read the Bible, and time to come to church on their calendar as part of God's plan for their life.

### MATERIALS NEEDED:

For this activity you will need this help sheet. For each child you will need the "Stick To The Plan Planner Lesson 8" from the Lesson Materials CD Rom, stickers for different events that your kids might be planning to do, writing/drawing materials.

*Note: There are two versions of the "Stick To The Plan Planner." One is a week long, and one is only for a day. Use whichever version you think your kids will best understand.*

### TO INTRODUCE THE ACTIVITY SAY:

1. All of us make plans for our lives.
2. I want all of you to take a planner and put your name on the top.

**For detailed instructions on how to do the activity see the DVD.**

### DURING THE ACTIVITY SAY THE FOLLOWING:

1. Now I want you to think about all the things that you are planning to do and put them on the planner.

*Note: Help the kids think of things that they have planned. Examples would be sports practices, going to school, meals, music or dance classes, etc.*

2. All of us have plans. Maybe your mom and dad made plans for you. Maybe your teachers and coaches made plans for you to go to a tournament or competition.
3. God has plans for our life too. We need to seek God's plan by praying, reading the Bible, and coming to church.
4. Mark some time on your planner to spend praying, reading the Bible, and coming to church.

### AFTER THE ACTIVITY SAY:

1. If your ballet teacher plans a recital, but you don't go to class and learn the dance, what would happen? (*You wouldn't get to dance.*)
2. What if your coach plans a practice, but you didn't come and learn the plays? If you got in the game what would happen? (*You wouldn't know what to do.*)
3. When you don't stick to the plans made for you, you can miss out on the future.
4. We need to stick to God's plan by praying, reading the Bible, and coming to church. That way we won't miss out on God's plan for our future.

**SUMMARY:** In the same way that you've made plans for this week on your calendar, God has made plans for your life. We can seek God's plan in three ways; praying, reading the Bible and coming to church.