

Elevate Easter

Act on it

Because Jesus Lives My Sins
Can Be Forgiven



The purpose of this activity: The purpose of this activity is to show the children that if we believe that Jesus died and rose again, then we should act on our belief that Jesus is alive.

Description: The children will see an object lesson that shows that they must act on their belief in Jesus by admitting they are sinners, believing that Jesus rose from the dead, and choosing to follow Him.

Materials Needed: For this activity, you will need this help sheet and a chair.



To introduce this activity, say the following:

1. Today we're learning about acting on our belief in Jesus.
2. When we choose to believe in something, we must follow it with action.

Note: As you read the statements below, demonstrate your belief in the chair's function by sitting on it. You may also let the children have turns sitting on it.



During the activity, say the following:

1. How can I show you that I believe this chair can hold me up? (*Sit on it.*)
2. I can tell you that I know what it's made out of, that other chairs hold people up and I may have had a similar experience with a chair.

Demonstrate to the children that it's hard to try to sit in the chair if you don't believe in it.

3. But how do I know it will hold me up? Maybe one of you should try it first.
(*Allow the children to show you how easy it is to sit in the chair.*)
4. How did you know that it would hold YOU up? (*Because I believed it would.*)
5. If I believe this chair will hold me I will sit in it.

Sit on the chair:

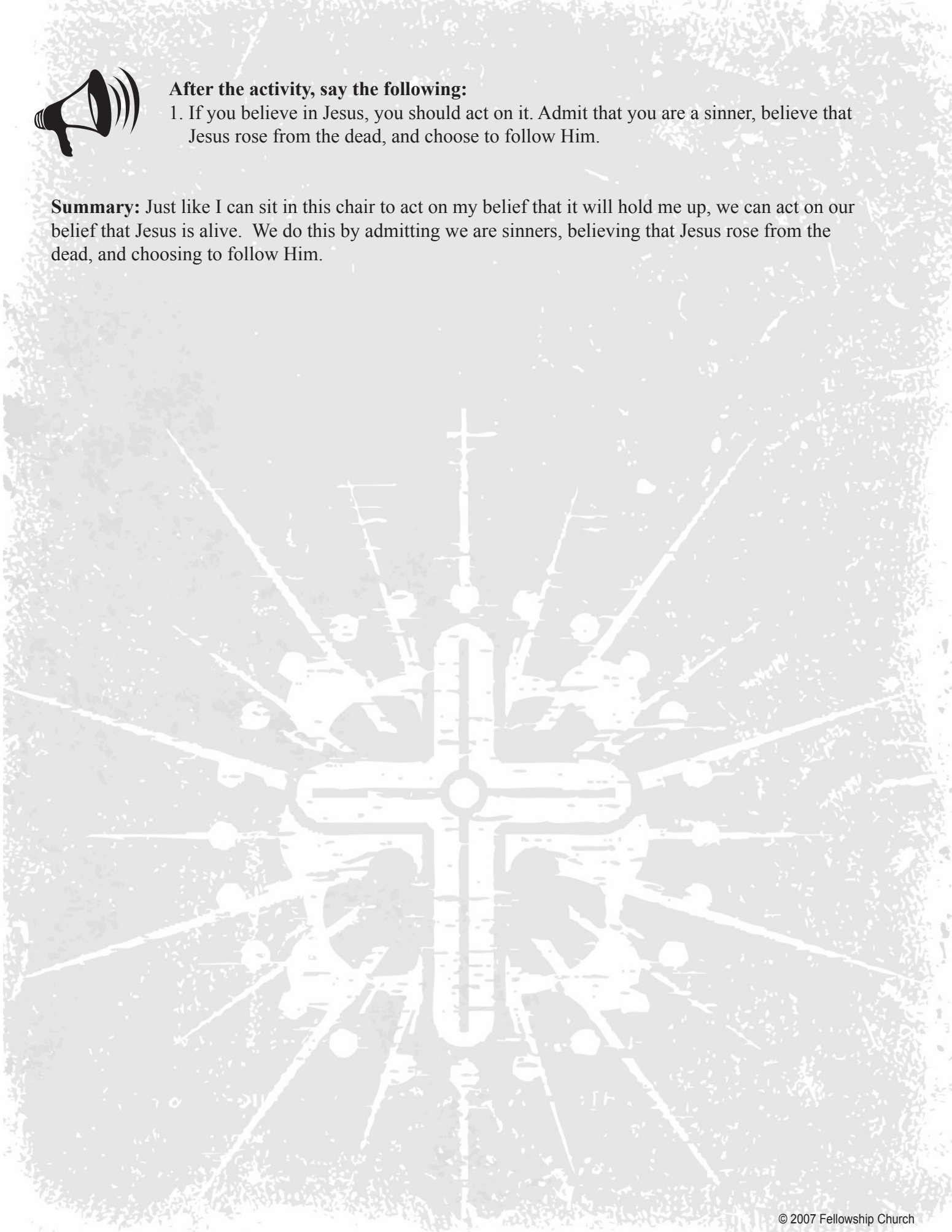
6. I have to act on my faith that the chair will not let me fall to the ground.
7. That's what it means to have faith in something. It means you act on your belief. We have faith in all kinds of things, just like this chair. What else do we have faith in?
(*The sun rises, grass growing when watered, etc.*)
8. How did we know that the chair wouldn't let me fall? Because I sat in it. I acted on my belief.

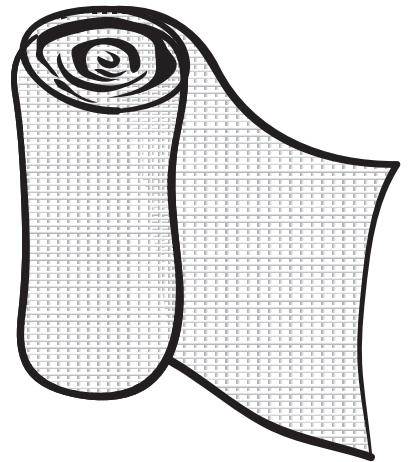

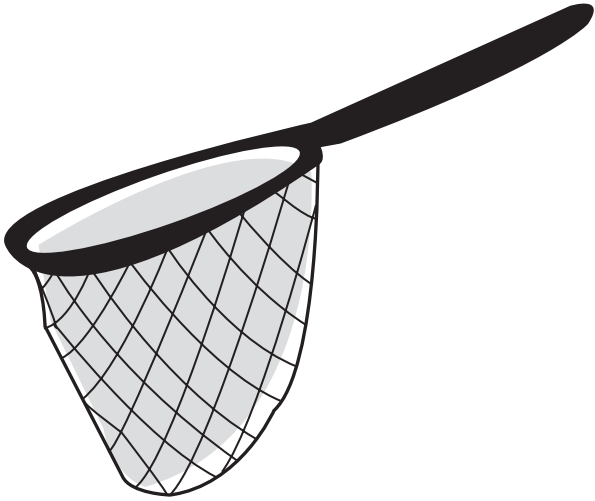


After the activity, say the following:

1. If you believe in Jesus, you should act on it. Admit that you are a sinner, believe that Jesus rose from the dead, and choose to follow Him.

Summary: Just like I can sit in this chair to act on my belief that it will hold me up, we can act on our belief that Jesus is alive. We do this by admitting we are sinners, believing that Jesus rose from the dead, and choosing to follow Him.





Matthew 4:18-22

John 5:7-9

John 6:10-14

John 11:43-44

**John 19:17-18 &
John 20:27-29**

Elevate Easter

Bible story Concentration

Because Jesus Lives My Sins
Can Be Forgiven



The purpose of this activity: The purpose of this activity is to help the children review the Bible story by matching pictures to the scripture verses from the story.

Description: The children will play a game of concentration matching images of the props used in the Bible story with the scriptures that correspond to them.

Materials Needed: For this activity you need this help sheet, Bibles (*enough for each child*) “Take Home Cards” (*enough for each child*), and the “Bible Story Concentration Cards.”

Note: Cut out the Take Home Cards and the Bible Story Concentration Cards ahead of time. Separate the Bible Story cards into two sections. Put the pictures in one section and the scriptures in another.



To introduce this activity, say the following:

1. I have got a game of concentration for us to play.
2. It is a little different from regular concentration.
3. First you will turn over one from this section. (*Turn over a picture card to demonstrate.*)
4. This is a picture of one of the props used in the Bible story.
5. Then you will turn over one from this section. (*Turn over a scripture card to demonstrate.*)
6. Then we will look up the scripture and see if it matches.
7. If it is the scripture that matches, everyone will get the card for that scripture to mark the spot in your Bible.
8. If not, we turn the scripture card back over and the next person will try to find the right scripture.
9. Let's play.

List of Pictures and Matching Scriptures:

<i>Fish net</i>	<i>Matthew 4:18-22</i>
<i>Rolled up mat</i>	<i>John 5:7-9</i>
<i>Fish & bread</i>	<i>John 6:10-14</i>
<i>Roll of gauze</i>	<i>John 11:43-44</i>
<i>Large nail</i>	<i>John 19:17-18, and John 20:27-29</i>



During the activity, say the following:

1. What is in this picture? *(Let the kids answer.)*
2. What happened in the Bible story at this point? *(Let the kids answer.)*
3. Good. Now let's see if you can turn over the scripture that matches it.

Read the scripture out loud when they turn the card over. If it matches, give EVERY child the "Take Home Card" with that picture and reference on it. Help the kids look up the references and put the cards in the right places. If a child does not have their own Bible, provide them one. If you are working with non-readers, look it up for them and show them where it is in the Bible. Keep playing until all cards are matched and passed out.



After the activity, say the following:

1. Use these cards to mark the place in the Bible that our story comes from.
2. Any time you want to remember this story you can use these markers to find it in the Bible.

Summary: Use these cards to help you remember today's Bible Story. And remember today's Main Point: Because Jesus Is Alive My Sins Can Be Forgiven.



Easter Word search

Because Jesus Lives My Sins
Can Be Forgiven



The purpose of this activity: The purpose of this activity is to help the children review the memory verse for today, which tells us that we can have eternal life because of Jesus.

Description: The children will look for words from today's Bible verse in the word search puzzle. Each word will be found separately.

Materials Needed: For this activity you will need this help sheet, the "Easter Word Search," a Bible, and writing/drawing materials for each child in your group.



To introduce this activity, say the following:

1. Today's Bible verse tells how God sent Jesus so that we could have eternal life.
2. I want you to find the words to today's Bible verse in this word search.
3. Each of you will get a puzzle and try to find all of the words as soon as possible.
4. As you find the words, circle them or put a line through them.
5. When I say "Go" look for as many words as you can.
6. Ready, set, go!

Note: Be ready to help the children if they need it. Repeated words are only in the puzzle once.



During the activity, say the following:

1. Would someone tell me today's Bible verse? (*John 3:16. "For God loved the world so much that he gave his one and only Son, so that everyone who believes in him will not perish but have eternal life." (NLT)*)
2. Who knows what it means to have eternal life? (*That we'll be with Jesus forever when we die, our sins are forgiven, etc.*)



After the activity, say the following:

1. I need a volunteer to read today's Bible verse for us. (*Let the volunteer read the verse.*)
2. In this verse, Jesus promised us eternal life if we believe in Him.
3. Who can tell us what today's main point is? (*Because Jesus Lives My Sins Can Be Forgiven.*)
4. When our sins are forgiven, we can have eternal life with Jesus.
5. Let's say our Bible verse one more time. (*Teacher leads group to say verse together.*)

Summary: Remember what our Bible verse taught us today. Because God sent Jesus to die to forgive our sins and to rise again, we can have eternal life with Him.



Easter Word search

Because Jesus Lives My Sins
Can Be Forgiven

Find all the words in today's Bible verse.

John 3:16. "For God loved the world so much that he gave his one and only Son, so that everyone who believes in him will not perish but have eternal life." (NLT)

Hint: Repeated words are only in the puzzle once.

P	Z	O	B	W	I	T	S	S	H	D	H	A	Z	W
L	D	K	G	E	A	O	N	E	O	I	O	G	S	O
M	X	O	C	H	L	P	U	H	A	N	M	N	K	R
N	N	X	T	S	E	I	I	I	R	M	C	W	U	L
J	O	E	V	Q	D	K	E	S	W	H	W	H	K	D
E	T	F	V	V	P	F	I	V	C	Z	I	O	C	C
P	E	R	I	S	H	V	D	U	E	A	L	O	L	A
F	O	R	A	N	D	L	M	E	G	S	L	L	I	W
A	W	G	P	H	A	V	M	V	L	O	U	Q	F	K
C	J	Z	P	N	N	D	A	E	M	O	D	J	E	N
L	U	E	R	T	E	Y	L	R	O	Z	V	Z	R	M
O	H	E	J	V	L	U	H	Y	T	E	M	E	O	K
T	T	S	A	N	B	T	A	O	H	U	C	E	D	O
E	M	G	O	S	U	J	V	N	E	J	A	S	K	A
J	B	J	I	B	T	J	E	E	U	N	Q	S	X	B

Elevate Easter

Iodine & Water

Because Jesus Lives My Sins
Can Be Forgiven



The purpose of this activity: This activity helps the children visualize the fact that Jesus takes their sins away.

Description: The children will see an object lesson that shows that sin makes us imperfect, but Jesus takes our sins away.

Materials Needed: This help sheet, a small container (*i.e. baby food jar*) of clear water labeled “us”, a container of iodine labeled “sin”, and a container of bleach.

Note: Don't over fill the containers, or they will spill when you mix them. It is important that you practice this in advance to make sure you add the correct amount of iodine and bleach.



To introduce this activity, say the following:

1. Today we're learning that Because Jesus Lives, My Sins Can Be Forgiven.
2. Jesus died on the cross and rose from the dead to forgive us for our sins.
3. Who can tell me what a sin is? (*Lying, disobeying parents, etc.*)
4. Even if you only did these things once, you have sinned.
5. The Bible says we all sin and because we sin, we deserve punishment.
6. How can we deal with our sin problem? (*By asking Jesus to forgive us.*)
7. I want to show you what happens to us when we sin.



During the activity, say the following:

1. This container, labeled “Us”, represents you and me.

Point to the container labeled “Us”. Then hold up the container of Iodine.

2. This container of iodine represents sin.
3. Watch what happens when I pour the iodine into the water.

Add Iodine to the water.

4. It's not very clear, is it? It makes it dark.
5. What happens if I try to add more water to it?
6. The water cannot become clear again on its own. That's what happens when we try to fix our sin problem on our own. It stays dark.

Show children the bleach container.

7. This container of bleach represents Jesus.
8. Watch what happens when I pour in the bleach.

Add enough bleach to change the water back to clear.

9. The water is clear again.



After the activity, say the following:

1. What cleared up the iodine? (*Bleach.*)
2. And what did the bleach represent? (*Jesus.*)
3. Just like when we put the iodine in the water and it turned the water dark, sin turns our lives dark too.
4. We can't change or get rid of our sin.
5. But Jesus died and rose again so that He could take away our sin.
6. If you ask Him to, Jesus will clear your life of sin, just like this jar of water.

Summary: Just like the bleach took the darkness out of the water, Jesus takes the sin out of our life.



salvation Bracelets

Because Jesus Lives My Sins
Can Be Forgiven



The purpose of this activity: The purpose of this activity is to give the children a bracelet to remind them of the plan of salvation.

Description: The children will make a bracelet to remind them of the plan of salvation.

Materials Needed: For this activity you need this help sheet, scissors, enough leather strips or string, and black, red, white, blue, green, and gold beads for each child.



To introduce this activity, say the following:

1. We are going to make a bracelet today that will remind us of why Jesus came to die for us and why it is important that He rose from the dead.
2. Everyone take one bead of each color and a piece of string.
3. Because Jesus lives, everyone who believes in Him can be forgiven of their sin.
4. This bracelet will remind us of how that happens.
5. I will show you the order to put them on and talk about what they mean.

Note: As you read the statements below, help the kids put the beads on in the right order and tie knots so the beads won't slide off. Then tie a knot to be the closure of the bracelet.



During the activity, say the following:

1. First let's tie a knot here on the string and put on the black bead.
2. The black bead represents Sin.
3. What is sin? (*Not obeying parents, lying, stealing, not doing what God wants.*)
4. The Bible tells us in Romans 3:23, "*For everyone has sinned; we all fall short of God's glorious standard.*" That means that sin makes it impossible for us to go to heaven when we die.
5. The next bead is the red one. God sent Jesus to pay for our sins because He loves us. The red bead represents God's love for us and Jesus' sacrifice. Romans 5:8 says, "*But God showed His great love for us by sending Christ to die for us while we were still sinners.*"
6. What did Jesus have to do to help us with our sin? (*He had to die.*)
7. The next bead is white. It represents what happens to our sins when we admit them to God, believe in Jesus, and choose to follow Him: our sin is washed away and we are pure and clean. Romans 10:9 says, "*If you confess with your mouth that Jesus is Lord and believe in your heart that God raised him from the dead, you will be saved.*"
8. The next bead is blue. Blue represents water and baptism. When people believe in the message of Jesus, baptism is the first step of obedience to God. Acts 2:41a says, "*Those who believed what Peter said were baptized and added to the church that day.*"
9. What does it mean to be baptized? (*Kids will probably say to get dunked or sprinkled.*)

Explain that Baptism is the first thing we can do to tell others that we follow Jesus.)

10. The next bead is green. Green represents growth. When Jesus becomes a part of our lives, He will help us grow more like Him in every way. Romans 12:2 says, *“Don’t copy the behavior and customs of this world, but let God transform you into a new person by changing the way you think. Then you will learn to know God’s will for you, which is good and pleasing and perfect.”*
11. The next bead is gold. This stands for heaven. Jesus told His disciples about heaven in John 14:2, *“There is more than enough room in my Father’s home. If this were not so, would I have told you that I am going to prepare a place for you?”* Because Jesus died and rose again, one day we can be with Him forever in heaven.



After the activity, say the following:

1. This bracelet shows us the reason God sent Jesus to earth.
2. Jesus died for us to pay for our sin.
3. Jesus rose from the dead so that we could live forever with Him.

Note: If you wish you can give an opportunity at this point for children to pray a prayer of salvation. If you choose this option have additional volunteers available to talk with children who pray and to distribute information to them and to their parents about baptism and church membership.



(Optional)

To lead in a prayer of Salvation say:

1. Anyone can accept God’s gift of salvation, it is as easy as ABC.
2. The letter “A” stands for the word “admit.”
3. That means we admit to God that we are sinners. We tell God we are sorry for not living our lives the way he wants us to.
4. Next is the letter “B” which stands for the word “believe.”
5. That means we believe in Jesus. We believe that He died on a cross for our sins so that we can be forgiven. We believe that He rose again and has prepared a place for us in Heaven.
6. And the last letter is “C” which stands for the word “choose.”
7. We choose to follow Jesus. We do that by praying a prayer and telling God those ABC’s. We admit to God we’ve sinned, we tell Him that we believe, and we choose to follow Jesus. We call that the prayer of salvation.
8. You can pray that prayer right now if you want to.
9. Just say a prayer like this one:
Jesus I admit that I am a sinner. I know that my sins keep me from being able to go to heaven. I believe that you came and died on the cross for my sins. I believe that you rose again and want to be a part of my life today. I choose to follow you and give you my whole life. Amen.
10. If you said that prayer then your life has changed from being like this black bead full of sin, to this white bead that is clean and pure. All your sins are gone!
11. Now you are ready to begin a new life of following Jesus.

Summary: Wear this bracelet every day to remind you that God made a plan to save us from our sin. That plan was Jesus.

Elevate Easter

Tell somebody!
Because Jesus Lives My Sins
Can Be Forgiven



The purpose of this activity: The purpose of this activity is for the children to practice telling the Good News of Jesus.

Description: Children will practice telling each other the Good News of Jesus.

Materials Needed: For this activity you will need this help sheet and the “Story of Jesus Pictures” downloaded from the website. *(One set per child.)*



To introduce this activity, say the following:

1. On Easter Sunday, Jesus rose from the dead and He appeared to many people, including His friends the disciples.
2. In Mark 16:15-16 Jesus told His disciples, “...*Go into all the world and preach the Good News to everyone. Anyone who believes and is baptized will be saved. But anyone who refuses to believe will be condemned.*”
3. When people found out that Jesus was alive, they told somebody!
4. To follow the disciples’ example, we need to tell the story of Jesus everywhere we go.
5. To do that we need some practice.
6. I am going to tell you the story, and then we are going to practice telling it to each other.

Note: Read the story from the back of the cards (or tell it in your own words) while showing the pictures. Then give the children their sets of cards. Put the kids in groups of two or three and have them practice telling the story to each other.



During the activity, say the following:

1. Now it’s time for you to practice telling each other the story.
2. Now have your partner tell the story to you.

Note: If you have multiple groups you could send some kids to tell the story to the other groups. If you choose to do this, make sure to let the kids get comfortable telling the story before sending them. Coordinate with the other leaders so that each group has someone come tell them the story.



After the activity, say the following:

1. Now that we have practiced telling the Good News to each other, we can be ready to tell it everywhere we go.

Summary: You did great telling the Good News! Now go and tell others the Good News of Jesus.

The Story of Jesus

Creation

Everything has a beginning except God. God existed before anything else. God created the world and the first people through Jesus. There is nothing in the whole world that Jesus did not create.

Fall

Adam and Eve, the first people, were tempted by Satan. They gave in to temptation and were separated from God because of their sin. Their sin flows into you and me. All of us are sinful and do bad things without having to be taught how.

Birth

There was no way for us to be good enough to pay the penalty for our sin. So God gave us a gift. God chose to be born, and was named Jesus so that He could live a perfect life on earth and save us from our sins. Jesus is God's perfect gift to the world.

Life

In His life Jesus taught us how to live as God wants us to. He told people that He was the Son of God and He performed many miracles to prove that what He said was true. He was tempted just like Adam and Eve were tempted and just like you and I are tempted today, but He didn't give in to temptation. Jesus never sinned!

Death

Jesus was rejected by the leaders of His day. They arrested Him, beat Him, spat on Him, whipped Him, and nailed Him to a cross to die like a criminal. Jesus had the power to stop all of these things, but He didn't because He knew He had to die to pay the penalty for our sin. Jesus loved each one of us enough to die for our sin.

Resurrection and Mission

After Jesus died He was buried. For three days His followers hid in fear because their leader had been killed. But on the third day Jesus rose from the dead! He defeated death so that we could live forever with Him, and He gives us the power to tell everyone the Good News of God's gift of salvation.

ABC'S

Anyone can accept God's gift of salvation, it is as easy as ABC.

The letter "A" stands for the word "admit." That means we admit to God that we are sinners. We tell God we are sorry for not living our lives the way he wants us to. Next is the letter "B" which stands for the word "believe." That means we believe in Jesus. We believe that He died on a cross for our sins so that we could be forgiven. We believe that He rose again and has prepared a place for us in Heaven. And the last letter is "C" which stands for the word "choose." We choose to follow Jesus. We do that by praying a prayer and telling God those ABC's. We admit to God we've sinned, we tell Him that we believe, and we choose to follow Jesus. We call that the prayer of salvation.